




 IMPORTANT! ALL DOWN FLOW HEATERS NEED TO BE AT HIGH LEVER WITH A CLEARING OF 1800MM BELOW TO FIT LOCKERS

- TYPE: STANDARD PLASTISOL UNITS
- MAIN BODY: PLASTISOL GOOSEWING GREY 00 A 05
- FASCIA: PLASTISOL FASCIA - BLACK 00 E 53
- CORNERS: PLASTISOL - BLACK 00 E 53
- JACKLEGS: 60 / 70 PAINTED - BLACK 00 E 53
- EXTERNAL DOOR: 910 x 2065mm STEEL KIRNCROFT DOOR c/w 10 POINT LOCK PAINTED BLACK 00 E 53
910 x 2065mm STEEL KIRNCROFT DOOR c/w PANIC BAR PAINTED BLACK 00 E 53
- WINDOWS: 1000 X 400MM WHITE UPVC DOUBLE OBSCURE GLAZED WINDOWS
WINDOWS NEED TO LEAVE A CLEAR 1800MM FROM FLOOR LEVEL
- FLOOR: 1.5mm GREY VINYL
- WALLS: 12.5mm WHITE PLASTERBOARD c/w MATCHING H SECTION
- CEILING: WHITE PLASTERBOARD 12.5MM
- INSULATION: 60mm TO WALLS & ROOF, ECO BRITE TO FLOOR

Electrical Legend

-  1500mm Fluorescent Light
-  1KW FAN HEATER
-  13 AMP High Level Double Socket at 2000mm high from finished floor level
-  Light Switch 1 Gang 1 Way
-  Mains Board

COPYRIGHT
THIS DRAWING IS THE PROPERTY OF GCS CABINS LTD. IT MUST NOT BE COPIED OR COMMUNICATED TO A THIRD PARTY WITHOUT PERMISSION FROM A PRINCIPAL OF THE COMPANY.

APPROVAL OF LAYOUT
ANY COSTS OR TIME DELAYS ARISING FROM CHANGES AFTER LAYOUT APPROVAL WILL BE CHARGEABLE TO THE CLIENT. WORK WILL NOT COMMENCE ON THIS PROJECT UNTIL A SIGNED DRAWINGS IS RECEIVED

SIGNED
BY.....

